



BioSpecimen Management System-BioMS

Brink

Washington University School of Medicine

BioMS Training and 2.0 Updates, May 12, 2016

Introduction to BioMS

- Web-based system designed to support biospecimen tracking, inventory management, and reporting for all Alliance clinical trials.
- Connects clinical sites with all Alliance biorepositories and research assay laboratories.
- Based on previous CALGB STS system.
- Independent from (but increasingly integrated with) RAVE data management system.

Introduction to BioMS

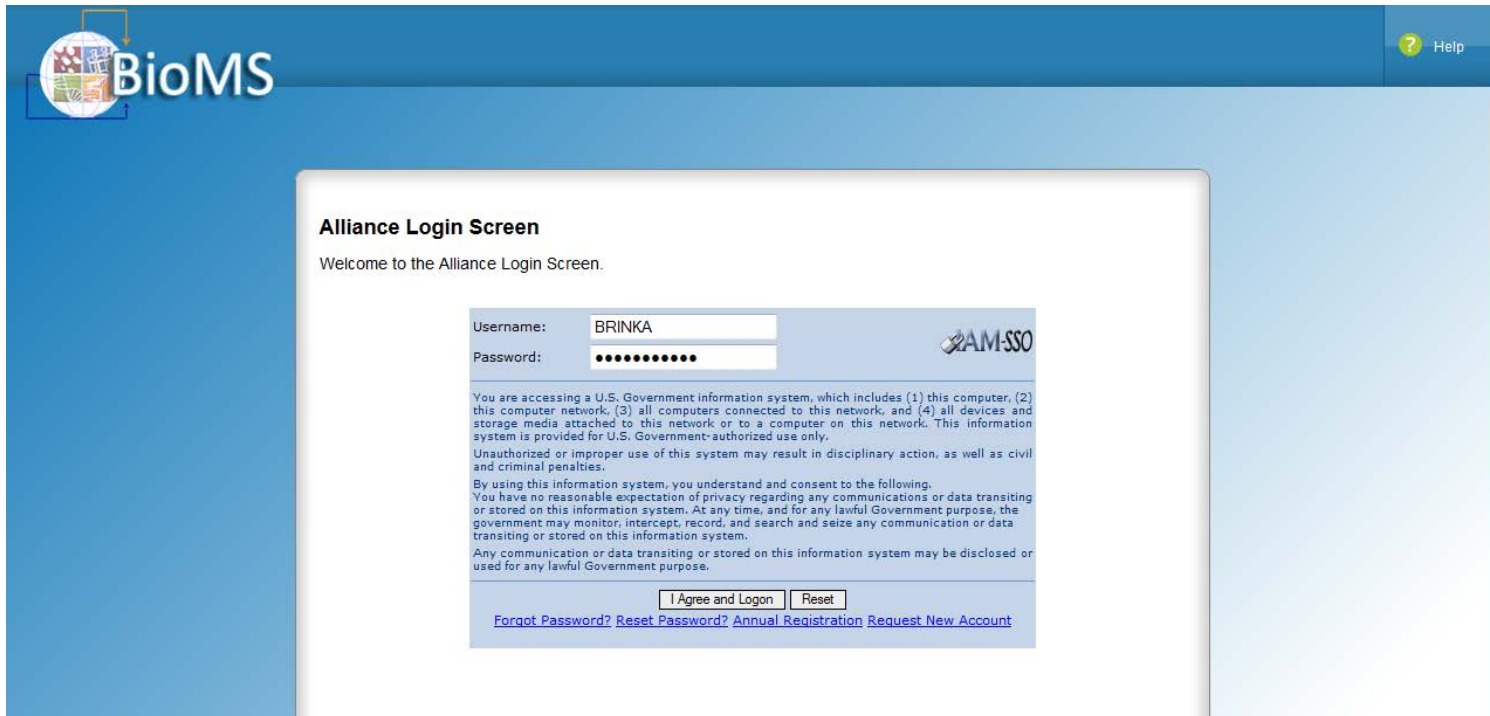
- BioMS can be accessed via the following methods:
 - Alliance Home Page
 - Legacy CALGB page
 - BioMS help page (Confluence Wiki)
 - <https://bioms.wustl.edu/bioms/login>
- BioMS for NCI-sponsored Alliance Trials (“Axxxxx”)
- AFT.BioMS for Alliance Foundation Trials



Introduction to BioMS


- Access to BioMS requires a valid CTEP-IAM (CTSU) username and password.
- Logging biospecimen in BioMS is a pre-requisite for shipping to any Alliance biorepository or assay lab associated to an Alliance trial.
- BioMS may be accessed using IE 11, Firefox 44.0.2 and Safari 9.0, Chrome 48.0

Logging into BioMS



BioMS Help

Alliance Login Screen
Welcome to the Alliance Login Screen.

Username: 

Password:

You are accessing a U.S. Government information system, which includes (1) this computer, (2) this computer network, (3) all computers connected to this network, and (4) all devices and storage media attached to this network or to a computer on this network. This information system is provided for U.S. Government-authorized use only. Unauthorized or improper use of this system may result in disciplinary action, as well as civil and criminal penalties.

By using this information system, you understand and consent to the following. You have no reasonable expectation of privacy regarding any communications or data transiting or stored on this information system. At any time, and for any lawful Government purpose, the government may monitor, intercept, record, and search and seize any communication or data transiting or stored on this information system.

Any communication or data transiting or stored on this information system may be disclosed or used for any lawful Government purpose.

[Forgot Password?](#) [Reset Password?](#) [Annual Registration](#) [Request New Account](#)

- Enter your CTEP-IAM username and password then select “I agree” and Logon

Logging Specimens

The screenshot displays the BioMS web application interface. At the top left is the BioMS logo. The top right corner shows the user is logged in as BRINKA, with 'Logout' and 'Help' links. A central banner reads 'Welcome to Alliance Specimen Tracking'. On the left, a 'TASKS' menu is visible, with 'Log specimens' highlighted by a red box and a red arrow pointing to it. A white box with red text 'Click on Log specimens' is positioned next to the arrow. Below the 'TASKS' menu are 'SEARCH' and 'QUESTIONS & FEEDBACK' sections. At the bottom, there is a disclaimer: 'The BioMS system conforms to industry best practices to protect health information against unauthorized access, use, or destruction. The BioMS system encrypts data during electronic transmission to ensure confidentiality and employs user session timeouts to close sessions after a period of inactivity. Role and site-based authorization is used to limit BioMS access and the system complies with Health Insurance Portability and Accountability Act of 1996 (HIPAA) guidelines in the collection, transmission, display, and maintenance of PHI. Version: 2.0-RC3'.

Searching Patients

Logged into BioMS as BRINKA Logout Help

BioMS

TASKS

- Log specimens
- Manage shipments
- Kit requests

SEARCH

- Patients
- Specimens
- Shipments

QUESTIONS & FEEDBACK

- Contact Us
- BioMS Overview

Search for a patient(s)
Enter Patient Registration ID, Patient initials or Study ID and click search to search for finding patient registrations. E.g. Registration ID = 10 or Patient initials = S V (Last name, first name middle name) or Study ID = 10. Wildcard (%) is automatically appended to the end of search criteria.

PATIENT SEARCH

Registration ID 10282013 Search

1. Search for patient by registration ID by entering the ID in the search field and click search

SEARCH RESULTS: 2 PATIENT(S) FOUND

Studies with companions are listed on the same line

Patient initials (L, F M)	Registration ID	Study
Y, A M	10282013	CALGB 9665
Y, A M	10282013	CALGB 80802, CALGB 150902, CALGB 60901

< Previous 1 Next >

2. Click the patient initials for the study you need to log specimens for

Checklist View

Logged into BioMS as BRINKA Logout Help

BioMS

Log specimens
Click on the check box for each specimen collected. To record the date that the specimen was collected, click on the date icon. To write a note about a specimen, click on the Note icon. Finally, to add the collected specimens to a shipment click on the add to shipments icon.

SPECIMEN CHECKLIST FOR PATIENT 10282013 (Y,A M) FOR STUDY CALGB 80802

Epoch Tabs

Save Add to shipments

Pre-Therapy 150902 Pre-Therapy 60901 On Therapy 150902 Progression 150902

Collected	Study	Specimen expected	Quantity	Collection date	Status	Actions
<input type="checkbox"/>	■ All : Pre-Therapy CALGB 150902	Arm: Time Point 5ml EDTA Plasma (10x0.5ml)	5.0 ml	14	Pending	

Study Specimen Title Quantity Date, time Specimen Status ICONS

Save Add to shipments

Checklist View

BioMS | Logged into BioMS as BRINKA | Logout | Help

Log specimens
Click on the check box for each specimen collected. To record the date that the specimen was collected, click on the date icon. To write a note about a specimen, click on the Note icon. Finally, to add the collected specimens to a shipment click on the add to shipments icon.

SPECIMEN CHECKLIST FOR PATIENT 10282013 (Y,A M) FOR STUDY CALGB 80

Pre-Therapy 150902 | Pre-Therapy 60901 | On Therapy 150902 | Progression 150902

Collected	Study	Specimen expected	Quantity	Date	Time	Actions
<input checked="" type="checkbox"/>	CALGB 150902	5ml EDTA Plasma (10x0.5ml)	5.0 ml	10/28/2013	16:00	14 Pending [Note] [No] [Recycle]
<input type="checkbox"/>	CALGB 150902	5ml No Additive Serum (10x0.5ml)	5.0 ml	10/28/2013	16:00	14 Pending [Note] [No] [Recycle]

1. Check the box of the specimen that has been collected. 2. Adjust the quantity, date and time accordingly. 3. Click Save.

Checklist View

Logged into BioMS as BRINKA Logout Help

BioMS

TASKS

- Log specimens
- Manage shipments

SEARCH

- Patients
- Specimens
- Shipments

QUESTIONS & FEEDBACK

- Contact Us
- BioMS Overview

Log specimens
Click on the check box for each specimen collected. To record the date that the specimen was collected, click on the date icon. To write a note about a specimen, click on the Note icon. Finally, to add the collected specimens to a shipment click on the add to shipments icon.

SPECIMEN CHECKLIST FOR PATIENT 10282013 (Y,A M) FOR STUDY CALGB 80802

Save Add to shipments

Pre-Therapy 60901 Pre-Therapy 150902 On Therapy 150902 Progression 150902

Collected	Study	Specimen expected	Quantity	Collection date	Status	Actions
All : Pre-Therapy						
<input checked="" type="checkbox"/>	CALGB 150902	5ml EDTA Plasma (10x0.5ml)	5.0 ml	10/28/2013 16:00	Collected	
<input type="checkbox"/>	CALGB 150902	5ml No Additive Serum (10x0.5ml)	5.0 ml		Pending	

Save Add to shipments

Specimen is status is now updated to Collected. The specimen is ready to be shipped to the repository, click Add to Shipments



Creating a Shipment

Logged into BioMS as BRINKA Logout

BioMS

TASKS

- Log specimens
- Manage shipments

SEARCH

- Patients
- Specimens
- Shipments

QUESTIONS & FEEDBACK

- Contact Us
- BioMS Overview

Review Pending Shipments
Review the list of pending Shipments on the right side of the screen. To view the contents of a particular shipment, select it first by clicking on the round button, then click on the Packing Slip icon.

SPECIMENS AND SHIPMENTS

Please select

SPECIMENS FOR 10282013 (Y,A M) AND STUDY CALGB 80802

Last 30 days

<input type="checkbox"/>	ID	Specimen	Patient	Study
<input checked="" type="checkbox"/>	8321730	5ml EDTA Plasma (10x0.5ml)	10282013 (Y,A M)	CALGB 150902

SHIPMENTS

Create Send Delete Print Edit

Shipment ID: 8249406
Ship to: Alliance Biorepository at Mayo Clinic
Ship method: Cold Pack
Status: In Transit

1. Select the specimen (s) to ship by checking the box. 2. Leave Auto marked. 3. click the green arrow pointing to the right

Auto Manual

3. →

Creating a Shipment

SPECIMEN Specimen(s) added to shipment(s) [8108304]

Please select

SPECIMENS FOR 10282013 (Y,A M) AND STUDY CALGB 80802

Last 30 days

<input type="checkbox"/>	ID	Specimen	Patient	Study

Auto
 Manual

Message is displayed with the shipment ID(s) that the specimen (s) has been placed in. Shipments are displayed on the right side of the screen.

SHIPMENTS

Create Send Delete Print Edit

	Shipment ID: 8249406
	Ship to: Alliance Biorepository at Mayo Clinic
	Ship method: Cold Pack
▼ (1)	Status: In Transit

	Shipment ID: 8214545
	Ship to: Alliance Biorepository at Ohio State University
	Ship method: Ambient Temperature
	Status: Not Shipped

Creating a Shipment

✓ Specimen(s) added to shipment(s) [8108304]

SHIPMENTS 3.

Create Send Delete Print Edit

1. Click the radio button for the Shipment displayed in the message.
2. Clicking the arrow will display the specimens in the shipment. 3. Click Send.

Auto
Manual

→
←

<input type="radio"/>	Shipment ID: 8121708
	Ship to: HEME - Alliance Leukemia Tissue Bank
	Ship method: Ambient Temperature
▼ (1)	Status: In Transit

<input checked="" type="radio"/>	Shipment ID: <u>8108304</u>
	Ship to: Alliance Biorepository at Ohio State University
	Ship method: Dry Ice
2. ▲ (1)	Status: Not Shipped

<input type="checkbox"/>	8321730	5ml EDTA Plasma (10x0.5ml)	10282013 (YA M) CALGB 150902
--------------------------	---------	----------------------------	------------------------------

Creating a Packing Slip

PACKING SLIP FOR SHIPMENT 8108304

8108304

Send shipment Back

Shipment ID	8108304	Status	Not Shipped	Carrier	FedEx
Sender site	Washington University School of Medicine	Receiver site	Alliance Biorepository at Ohio State University	Tracking number	857468965284523
From	660 S. Euclid Ave. St. Louis, Missouri *63110	To	2001 Polaris Parkway Columbus, Ohio 43240	Shipping date	10/08/2013
Sender contact	Amy Brink	Receiver contact	Coordinator PCO		
Phone	314-474-0145	Phone	614-293-7073		
Sender email	abrink@pathology.wust.edu	Receiver email			

CONTENTS

Specimen ID	Specimen	Collection Date	Patient ID	Study ID	Epoch, Arm, CPE
8321730	5ml EDTA Plasma (10x0.5ml)	10/28/2013 16:00	10282013 (YAM)	CALGB 150902	Pre-Therapy 150902, All, Pre-Therapy

Send shipment Back

- Packing slip will default to the users name and site


Enter The following:

- Phone number
- Sender Email
- Receiver Contact
- Carrier
- Tracking number
- Shipping date
- Click Submit to electronically send then shipment

Creating a Packing Slip

PACKING SLIP FOR SHIPMENT 8108304

Print Back



8108304

Shipment ID	8108304	Status	In Transit	Carrier	FedEx
Sender site	Washington University School of Medicine	Receiver site	Alliance Biorepository at Ohio State University	Tracking number	857468965284523
From	660 S. Euclid Ave. St. Louis, Missouri *63110	To	2001 Polaris Parkway Columbus, Ohio 43240	Shipping date	10/08/2013
Sender contact	Amy Brink	Receiver contact	Coordinator POC		
Phone	314-474-0145	Phone	614-293-7073		
Sender email	abrink@pathology.wustl.edu	Receiver email			

CONTENTS

Specimen ID	Specimen	Collection Date	Patient ID	Study ID	Epoch, Arm, CPE
8321730	5ml EDTA Plasma (10x0.5ml)	10/28/2013 16:00	10282013 (XAM)	CALGB 150902	Pre-Therapy 150902, All, Pre-Therapy

Print Back

- Confirmation message will be displayed that electronic shipment was successful.
- Print the packing slip and send with the specimens in the shipment

Kit Request

Specimen kit requests
Use the new kit request button to request for a new kit. Click on the column headers on the table to sort existing kit request. On new requests, click on the Cancel button to cancel the request.

SPECIMEN KIT REQUESTS

[Submit kit request](#)

ID	Request date	Study	Kit name	Repository	Requested count	Requested by	Kit needed by	Status	Sent date	Action
32427169	02/16/2016	A011106	Pre-Treatment Baseline	Alliance Biorepository at Washington University in St. Louis	3	Amy Brink	02/19/2016	Open		Cancel
32422252	02/15/2016	A011106	On Therapy Kit	Alliance Biorepository at Washington University in St. Louis	2	Amy Brink	03/10/2016	Open		Cancel
32422235	02/15/2016	A011106	Pre-Treatment Baseline	Alliance Biorepository at Washington University in St. Louis	2	Amy Brink	02/19/2016	Sent	02/15/2016	

Kit Request

SPECIMEN KIT REQUEST

Study * A011106

Specimen collection kit * Pre-Treatment Baseline

Repository Alliance Biorepository at Washington University in St. Louis

Kit contents
Achieve programmable automatic biopsy
14 x 9
Bag, Mini-grip, re-closable white 2.5 X
3"
Bag, Biohazard 6X9
Band-aid, 1X3

Number of kits requested * 1

Kit needed by * 02/19/2016 14
This is only an information for the repository for prioritization and does not guarantee that the kit will be made available on the requested date. Please make sure to submit kit requests as early as possible to receive kits on time for patient visits.

Patient id(s)

Requester site * Washington University School of Medicine (MO011)

Site shipping address *
660 South Euclid Avenue
Saint Louis Missouri 63110
Phone:
Email: abrink@pathology.wustl.edu
Please verify that the site shipping address shown above is correct and make any corrections if needed. Shipping address can not include PO Box numbers or other addresses to which couriers can not deliver

Requester's shipping account number (FedEx/UPS)

Notes

Submit Cancel

Fields with a * are mandatory.

- Select Study
- Select Collection Kit
- Select number of kits needed
- Select Date kits are needed by
- Select your site
- **VERIFY YOUR ADDRESS**
- Click Submit

Kit Request

Logged into BioMS as BRINKA Logout Help

BioMS

TASKS

- Log specimens
- Manage shipments
- Kit requests

SEARCH

- Patients
- Specimens
- Shipments

QUESTIONS & FEEDBACK

- Contact Us
- BioMS Overview

Specimen kit requests
Use the new kit request button to request for a new kit. Click on the column headers on the table to sort existing kit request. On new requests, click on the Cancel button to cancel the request.

SPECIMEN KIT REQUESTS

Submit kit request

ID	Request date	Study	Kit name	Repository	Requested count	Requested by	Kit needed by	Status	Sent date	Action
32427169	02/16/2016	A011106	Pre-Treatment Baseline	Alliance Biorepository at Washington University in St. Louis	3	Amy Brink	02/19/2016	Open		Cancel
32422252	02/15/2016	A011106	On Therapy Kit	Alliance Biorepository at Washington University in St. Louis	2	Amy Brink	03/10/2016	Open		Cancel
32422235	02/15/2016	A011106	Pre-Treatment Baseline	Alliance Biorepository at Washington University in St. Louis	2	Amy Brink	02/19/2016	Sent	02/15/2016	

When the repository sends the kits BioMS is update. BioMS will also send an email when this happens

Contacting BioMS Helpdesk

- Visit our webpage page at <http://tinyurl.com/alliance-bioms>
- Email us at BioMShelp@bmi.wustl.edu
- Call us toll free at 1(855) 552-4667



Conclusion

- Questions from Audience
- Feedback / Suggestions from Audience